

Supporting Information for

Construction of 1D Heterostructure NiCo@C/ZnO Nanorod with Enhanced Microwave Absorption

Jianwei Wang^{1, #}, Zirui Jia^{1, 2, 3, #}, Xuehua Liu¹, Jinlei Dou¹, Binghui Xu¹, Bingbing Wang¹, Guanglei Wu^{1, *}

¹Institute of Materials for Energy and Environment, State Key Laboratory of Bio-fibers and Eco-textiles, College of Materials Science and Engineering, Qingdao University, Qingdao 266071, P. R. China

²College of Chemistry and Chemical Engineering, Qingdao University, Shandong, Qingdao 266071, P. R. China

³Weihai Innovation Institute, Qingdao University, Shandong, China 264200, P. R. China

#Jianwei Wang and Zirui Jia contributed equally to this work.

*Corresponding author. E-mail: wuguanglei@qdu.edu.cn or wuguanglei@mail.xjtu.edu.cn (G. Wu)

Supplementary Tables and Figures

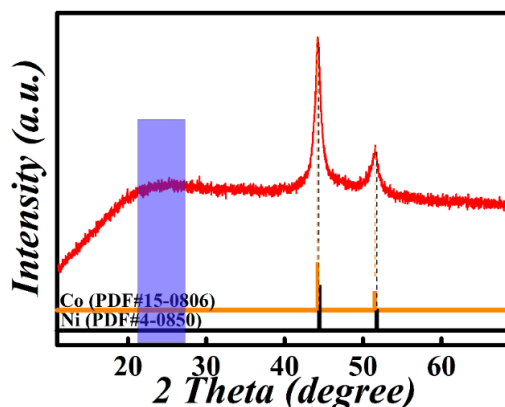


Fig. S1 XRD patterns of S-3




Fig. S2 elemental mapping distribution of S-3

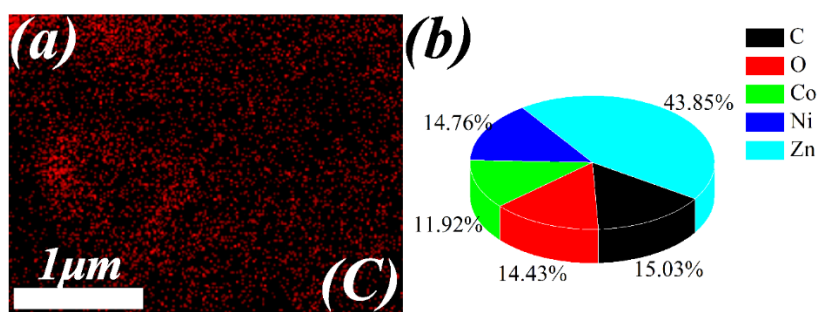


Fig. S3 (a) Carbon element distribution map. (b) Percentage of element in S-5

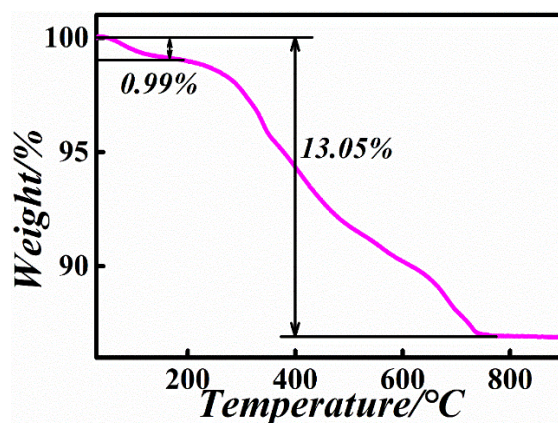


Fig. S4 TGA of S-4

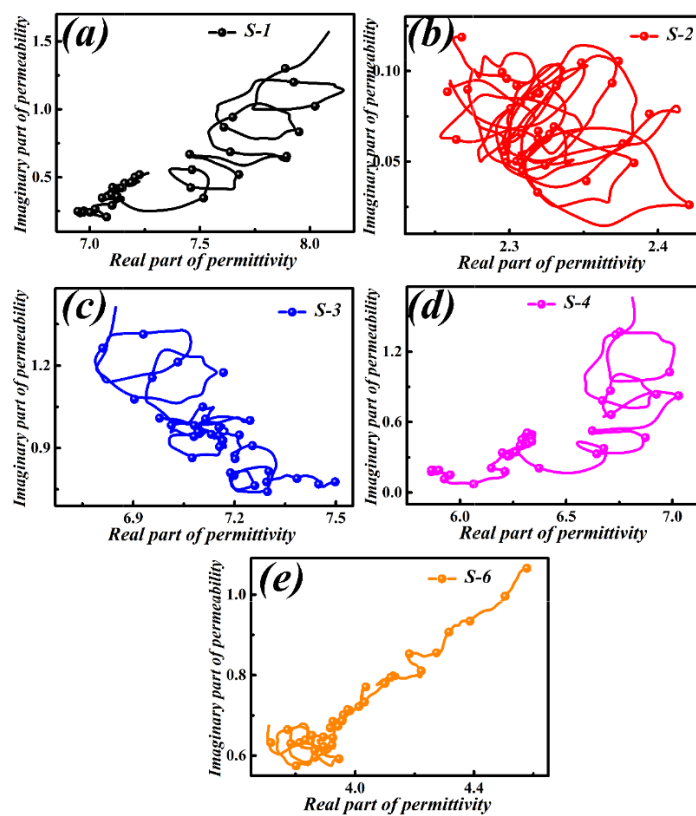


Fig. S5 Cole-Cole curves of (a) S-1, (b) S-2, (c) S-3, (d) S-4, (e) S-6