

Supplementary Information for

Design and Synthesis of Cu@CuS Yolk-Shell Structures with Enhanced Photocatalytic Activity

Qiuyan Li^{1, #}, Fan Wang^{1, #}, Linqiang Sun¹, Zhe Jiang¹, Tingting Ye¹, Meng Chen¹,
Qiang Bai², Chao Wang¹, Xiguang Han^{1, *}

¹Jiangsu Key Laboratory of Green Synthetic Chemistry for Functional Materials,
Department of Chemistry, School of Chemistry and Chemical Engineering, Jiangsu
Normal University, Xuzhou 221116, People's Republic of China

²College of Materials Science and Engineering, Qingdao University of Science and
Technology, Qingdao 266042, People's Republic of China

E-mail: xghan@jsnu.edu.cn

[#]These authors contributed equally.

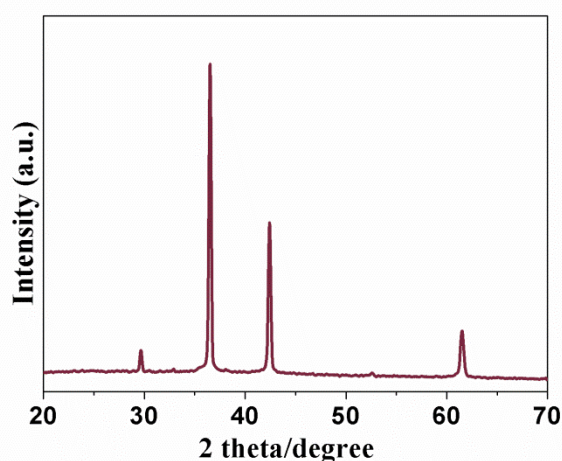


Fig. S1 XRD pattern of the as-prepared Cu₂O cubes




Fig. S2 Photographs of $\text{Cu}_2\text{O}@\text{CuS}$ cubes solution **a** before and **b** after disproportionation reaction




Fig. S3 **a** SEM image CuS hollow boxes synthesized by ammonia complexation reaction. **b, c** The corresponding TEM images. **d** HRTEM image

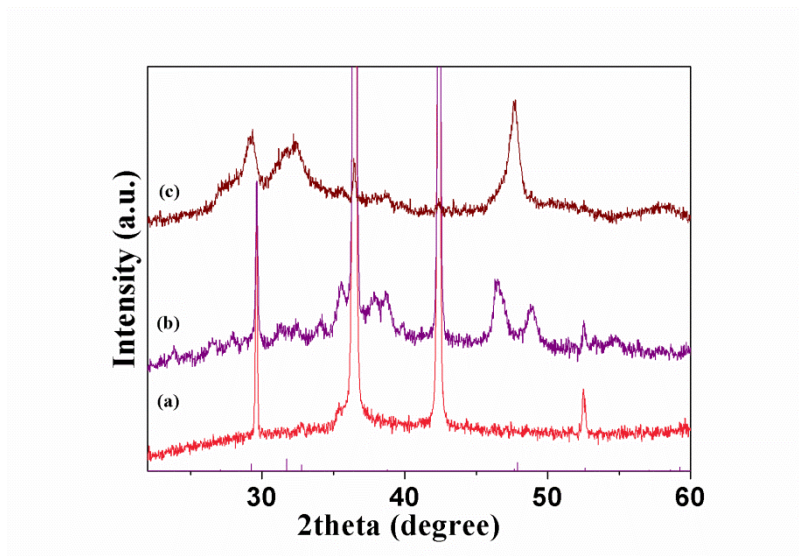


Fig. S4 XRD patterns of **a** octahedral Cu₂O, **b** octahedral Cu₂O@CuS, and **c** octahedral Cu@CuS after hydrochloric acid reaction




Fig. S5 Photographs of Cu₂O@CuS octahedron solution **a** before and **b** after disproportionation reaction