

Supporting Information for

N, F-Codoped Microporous Carbon Nanofibers as Efficient Metal-Free Electrocatalysts for ORR

Tianle Gong¹, Ruoyu Qi¹, Xundao Liu², Hong Li^{1, *}, Yongming Zhang¹

¹Shanghai Electrochemical Energy Devices Research Center, Shanghai Key Lab of Electrical Insulation and Thermal Aging, School of Chemistry and Chemical Engineering, Shanghai Jiao Tong University, Shanghai 200240, People's Republic of China

²School of Material Science and Engineering, University of Jinan, Jinan 250022, People's Republic of China

*Corresponding author. E-mail: lh102@sjtu.edu.cn (Hong Li)

Supplementary Figures

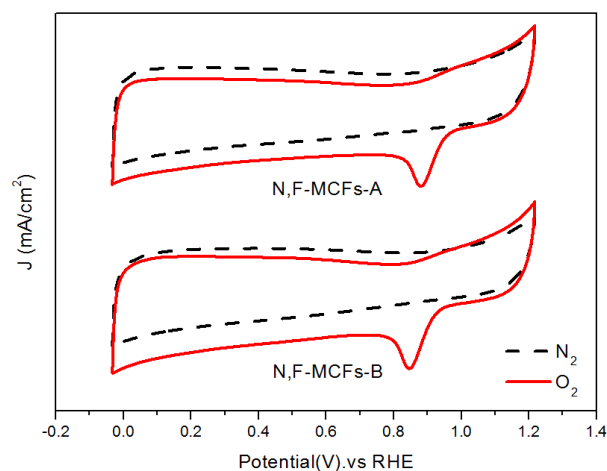


Fig. S1 CV curves of N, F-MCFs-A and N, F-MCFs-B in N₂-saturated and O₂-saturated 0.1 M KOH with a scan rate of 10 mV s⁻¹

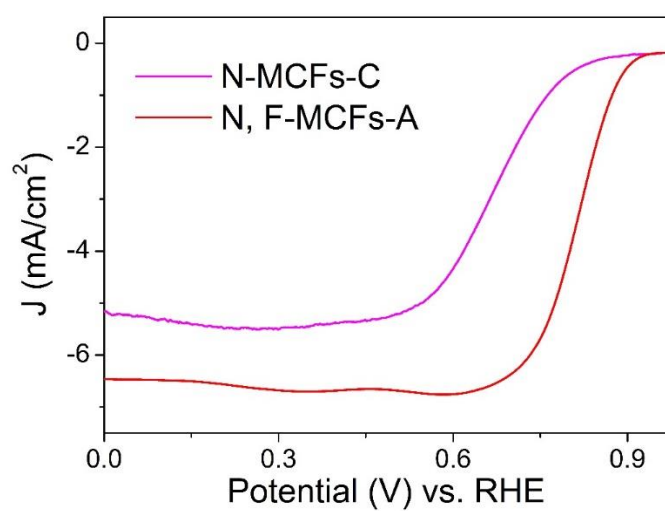


Fig. S2 LSV curves of N, F-MCFs-A and N-MCFs-C in O₂-saturated 0.1 M KOH with a scan rate of 10 mV s⁻¹

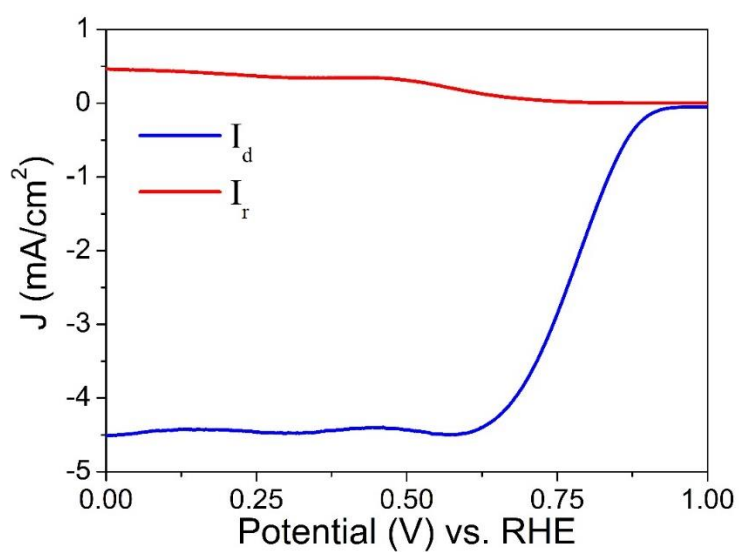


Fig. S3 LSV curves of N, F-MCFs-A via RRDE in O₂-saturated 0.1 M KOH with a scan rate of 10 mV s⁻¹

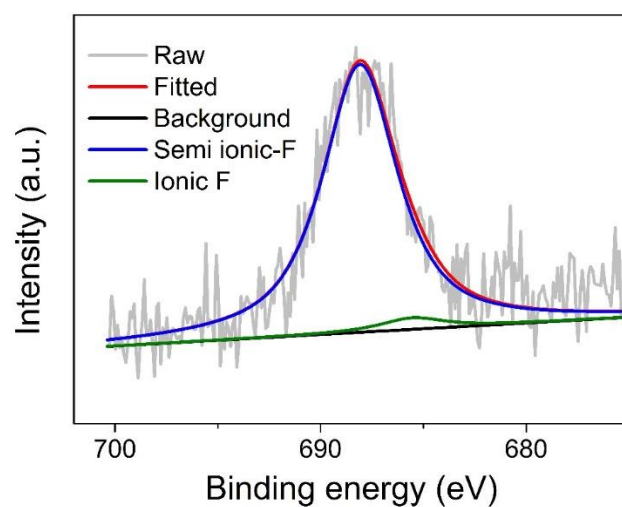


Fig. S4 High-resolution XPS spectra of and F1s of F-monodoped catalysts

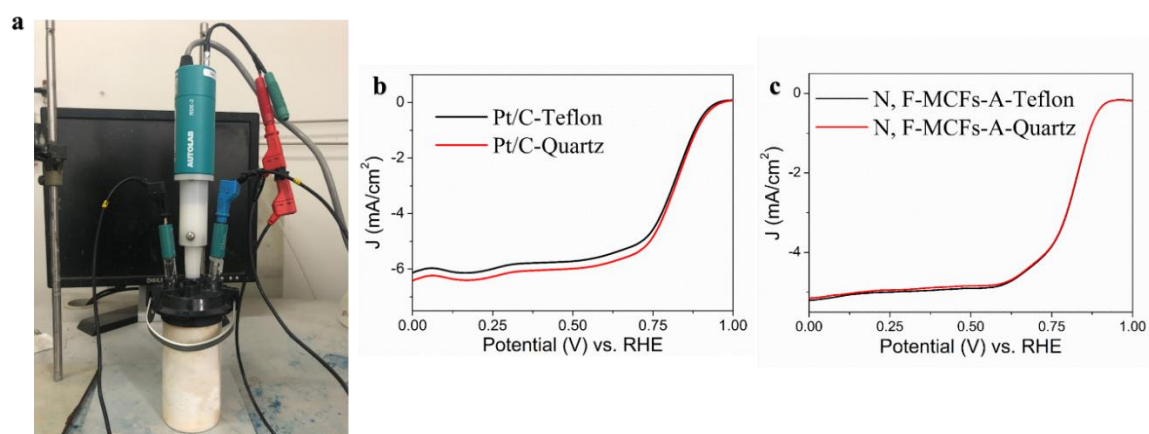


Fig. S5 **a** Photo of electrochemical cell with Teflon container. **b** LSV curves of Pt/C 20% in Teflon container and quartz cell with O_2 -saturated 0.1M KOH at 1600 rpm. **c** LSV curves of N, F-MCFs-A in Teflon container and quartz cell with O_2 -saturated 0.1M KOH at 1600 rpm